

## TSEapp for HomeOffice and access from external

With TSEapp you can access your regular GW working environment via an Internet browser - even from your private notebook or PC.

### Installation Citrix Workspace app:

To get the full functionality, install Citrix Workspace app.

Download the latest version of Citrix Receiver: [Download-LINK](#)  
(if the link does not work, search Google for: Citrix Workspace app)

Install Citrix Workspace app and click "Finish" at the end (adding an account is not mandatory). Afterwards the notebook or PC needs to be restarted.

### Getting into Virtual Desktop:

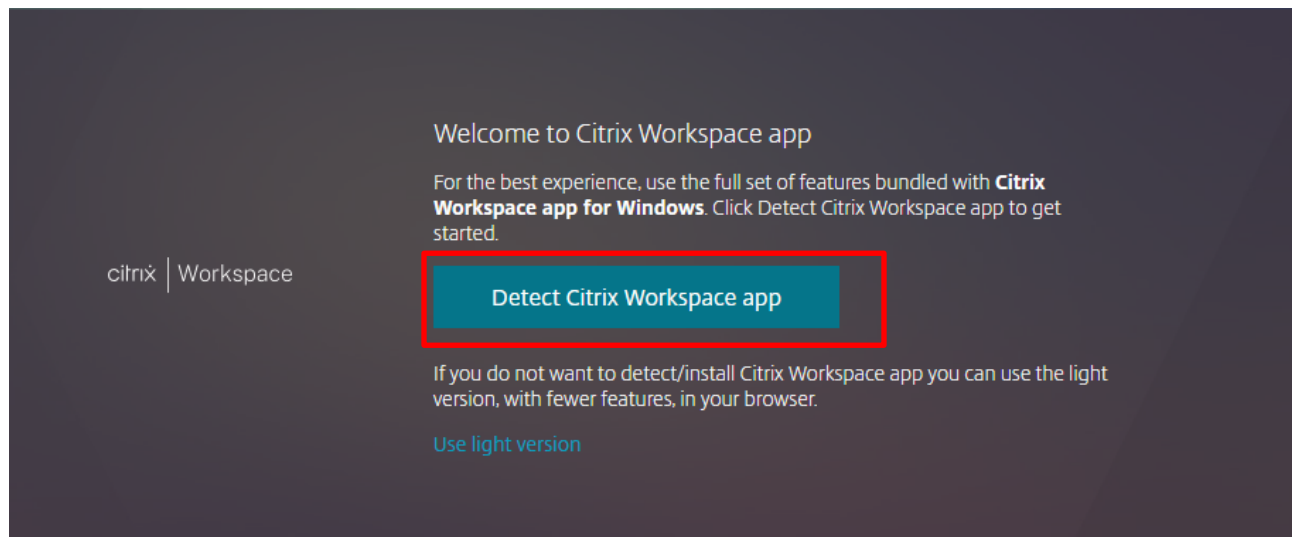
Open an Internet browser and enter <https://tseapp.gw-world.com> to access the entry portal.

*Note:*

*Make sure to always use the latest version of the browser and keep it up to date. If it does not work with the current browser, try another one (Chrome, Firefox, Opera).*


If this window is displayed, select "Detect Citrix Workspace app".

*Note: If you do not have Citrix Workspace app installed, click on "Use light version" below.*



*Depending on your browser, it may happen that a pop-up window opens which you need to confirm in order to open the previously installed Citrix Workspace app.*


Enter your access data in this screen:




## Sign in

**Email**

[Can't access your account?](#)

 Sign-in options




← max.mustermann@gw-world.com

## Enter password

**Windows password**

[Forgot my password](#)

After entering your data, you will be asked to authenticate yourself. The following image shows the option via MFA app.



In case of problems with the Authenticator app, you can also let it call you as an alternative. To do this, click on the message "I can't use my Microsoft Authenticator app right now" in the image above.

Now the Citrix Workspace app is launched, from which you can start a virtual desktop or a virtual application:

